

How to Draw an **Bighorn Sheep** in 9 Easy Steps



Step 1: Start by drawing the head



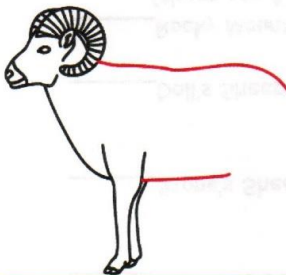
Step 2: Draw the eye, nose, ears and details of the face




Step 3: Draw the horns



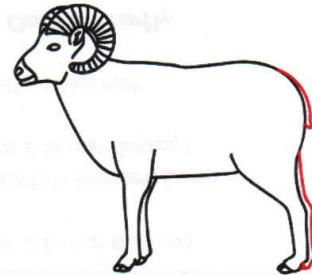
Step 4: Next draw the neck



Step 5: Draw one of the front legs




Step 6: Draw the other front leg



Step 7: Draw the body

Step 8: Draw one of the hind legs

Step 9: Draw the other hind leg and tail



Now you have your bighorn sheep!

WeDrawAnimals.Com